

Scholars, Institutions and Scholars. Networks of Cultural Memory Production in Serbian Medieval Studies since the Nineteenth Century¹

Medieval studies been an important aspect of cultural memory and ideological mobilization in the modern and contemporary European history. A network approach to the medieval studies, in terms of interactions-affiliations networks, provides insights into the dynamics of the selected scholarship. The poster offers a network approach to the Serbian medieval studies since the 19th c., where scholars and their institutional engagement are observed. The data-set, extracted from the *Encyclopedia of the Serbian Historiography* (1997), is made in Gephi into four generation-based, undirected, non-weighted bipartite networks of scholars and institutions (nodes) and institutional engagements (edges). In these “bipartite originals” scholars are ranked (degree ranking) according to the number of their connections to institutions. The bipartite originals are then converted into one-mode projections (Multimode Network Transformation plugin), making one node type (institutions) from the bipartite original into edges. The degree ranking calculated in the projections, therefore, ranks the scholars based on their connections to other scholars through the shared institutions (this time, with the added weight of more frequent connections, that is, with the number of shared institutions between two scholars being considered).

How to read the metrics:

Mihailo Valtrović – scholars whose rank dropped in the projection

Vladimir Čorović – scholars whose rank increased in the projection

Vladislav Popović – scholars whose rank did not change in the projection

Miloje Vasić – scholars that remained among the top c. 10% in the projection

Jovan Kovačević – scholars appearing in the previous generation as well

How to read the graphs:

Visualizations based on projections are presented

Node sizes are based on weighted degree centrality

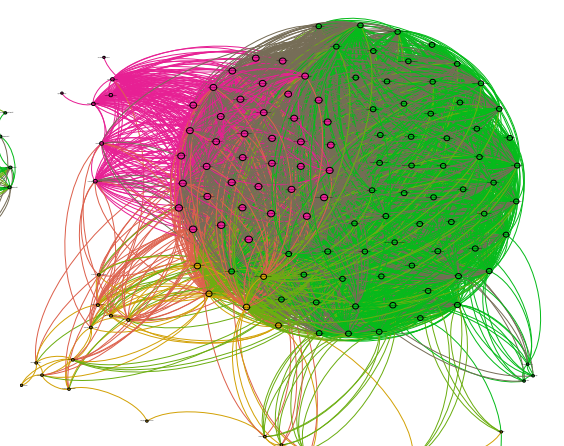
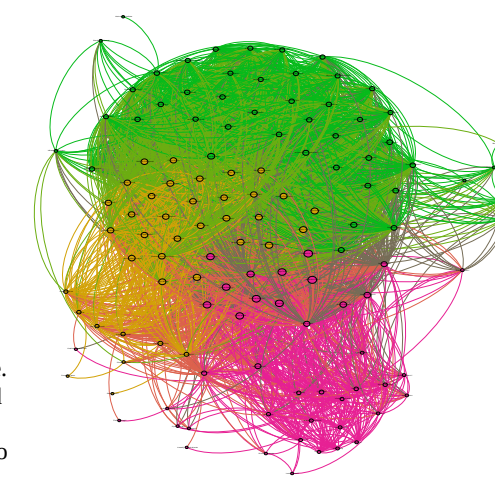
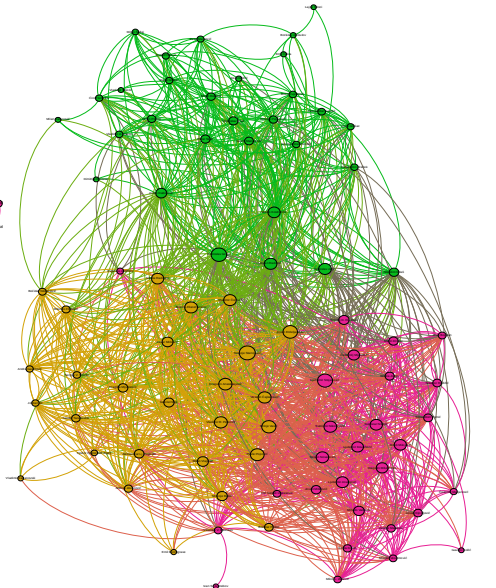
Colors are based on modularity calculation in Gephi

Generation 1 (born 1780 - 1845)	
Bipartite Original	Projection
Svetomir Nikolajević 14	Svetomir Nikolajević 54
Svetozar Niketić 12	Stojan Novaković 53
Marin Drinov 11	Dragutin Milutinović 50
Mihailo Valtrović 11	Vatroslav Jagić 44
Stojan Novaković 11	Miloš Milojević 44
Nišfor Dučić 9	Djuro Daničić 43
Vatroslav Jagić 9	Nikola Krstić 43

Generation 2 (born 1835 - 1885)	
Bipartite Original	Projection
Radoslav Grujić 19	Stanoje Stanojević 134
Stanoje Stanojević 15	Radoslav Grujić 127
Svetomir Nikolajević 14	Ljubomir Stojanović 121
Čedomir Marjanović 13	Jovan Erdeljanović 115
Svetozar Niketić 12	Miloje Vasić 110
Miloje Vasić 12	Pavle Popović 106
Milenko Filipović 12	Dragutin Anastasijević 100
Marin Drinov 11	Vladimir R. Petković 96
Mihailo Valtrović 11	Veselin Čajkanović 96
Stojan Novaković 11	Branko-Filaret Granić 93
Sergije V. Troicki 11	Jovan Radonić 93
Gavrilo Dožić 11	Svetomir Nikolajević 93

Generation 3 (born 1875 - 1925)	
Bipartite Original	Projection
Radoslav Grujić 19	Radoslav Grujić 208
Radomir Ivanović 14	Vladimir A. Mošin 201
Čedomir Marjanović 13	Jorjo Tadić 189
Vladimir A. Mošin 13	Svetozar Radojčić 189
Branislav Djurdjev 13	Milko Kos 181
Sergije V. Troicki 11	Djordje Mano-Zisi 175
Gavrilo Dožić 11	Nikola Radojčić 175
Jorjo Tadić 11	Viktor Novak 173
Mihailo Dinić 11	Mihailo Laskaris 168
Nikola Radojčić 10	Vladimir Čorović 164
Lazar Mirković 10	Branko-Filaret Granić 164
Miodrag Rajičić 10	Verena Han 162
Milan Vlajinac 9	Ilija Sindik 162
Marko Kostrenčić 9	Mihailo Dinić 160
Milko Kos 9	Dragutin Anastasijević 153
Dragomir Marić 9	Alojz Benac 151
Nikola Banašević 9	Tomica Nikčević 150
Anto Babić 9	Aleksandar Deroko 147
Djordje Mano-Zisi 9	Rastislav Marić 147
Ivan Dujčev 9	Lazar Mirković 146
Svetozar Radojčić 9	Veselin Čajkanović 144
Verena Han 9	Georgije Ostrogorski 142
Alojz Benac 9	Aleksandar Solovjev 141

Generation 4 (born 1915 - 1966)	
Bipartite Original	Projection
Bogumil Hrabak 11	Bariša Krekić 170
Vladislav Popović 10	Vladislav Popović 169
Radomir Stanić 10	Gordana Babić 167
Sima Ćirković 9	Tomica Nikčević 165
Miomir Dašić 9	Mirjana Živojinović 164
Djordje Stričević 8	Desanka Kovačević-Kojić 160
Ljubomir Maksimović 8	Boško Bojović 160
Dimitar Angelov 7	Gojko Subotić 159
Tomica Nikčević 7	Rade Mihajlić 158
Ljubo Sparavalo 7	Djuro Tošić 157
Marija Isailović 7	Ljubomir Maksimović 155
Vojislav J. Djurić 7	Srdjan Djurić 155
Gordana Babić 7	Vojislav Korać 153
Jelka Redjep 7	Vojislav J. Djurić 153
Miodrag Petrović 7	Sima Ćirković 153
Hristo Matanov 7	Aleksandar Loma 152
Nikoara Beldiceanu 6	Milan Ivanović 152
Pavao Anđelić 6	Djordje Stričević 152
Danica Dimitrijević 6	Ivan Božić 151
Milan Ivanović 6	Dimitrije Bogdanović 151
Bariša Krekić 6	Jovan Kovačević 150
Joanis Papadrianos 6	Marica Malović-Djukić 150
Pavao Živković 6	Veljan Atanasovski 149
Svetlana Popović 6	Dušan Sindik 149



Results:

Results originate from the comparison of the metrics (here c. 10-15% of the top ranked scholars) and from the visual inspection of the degree centrality (node size) and modularity in the projection graphs. Metrics show that many scholars changed their rank in the projection, with new names regularly appearing among the top scholars. However, in every generation a number of scholars remained at the top and some did not even change their ranking. Furthermore, some scholars kept their prominent positions in more than one generation. Visual inspection of the graphs reveals a slowly developing community with more and more scholars being well integrated, which is reflected in their position in the graph, decreasing modularity and increasing equality in terms of the node size.

Conclusion:

Comparing metrics and visuals reveals both more and less subtle changes in the network(s) over time. Interesting are those scholars whose rank advanced the most, especially when they were not in the top 10-15% before and when their work spans over two generations.

Stefan Trajković-Filipović (Justus-Liebig University Giessen)

¹ During the research process, the number of scholars in the network increased from 214 to 317; instead of original six, scholars are distributed into more optimal four generations, expanded in a way to include the names whose work spans over generations